




## F3926001 DUNE

DUNE is a stretch wool flannel with a heavy, dramatic fall, available in a range of deep, natural tones.

### F3926001 - GRÈGE



Laize : 140,00 cm / 55,11 inch


### Pierre Frey

<b>PERFORMANCE</b>	High Rub Test
<b>TYPE</b>	Plains
<b>USE</b>	Intensive use
<b>MARTINDALE</b>	35.000 T
<b>COMPOSITION</b>	75 % Wool - 20 % Polyester - 5 % Elastane
<b>SALES UNIT</b>	Available per meter/yard
<b>WIDTH</b>	140 cm / 55,11 inch
<b>WEIGHT</b>	784 gr / ml
<b>CARE</b>	-
<b>CERTIFICATIONS</b>	BS5852 Cigarette & match test EN1021-1-2 in conjunction with suitable combustion modified foam NFPA 260-Class 1 CAL TB 117- Pass
<b>INFORMATION</b>	Reinforced stitching recommended to avoid fraying at seams
<b>BOOK</b>	F9979202411


## 4 Colors




F3926001  
GRÈGE



F3926002  
OLIVE



F3926003  
AMBRE



F3926004  
ETAIN